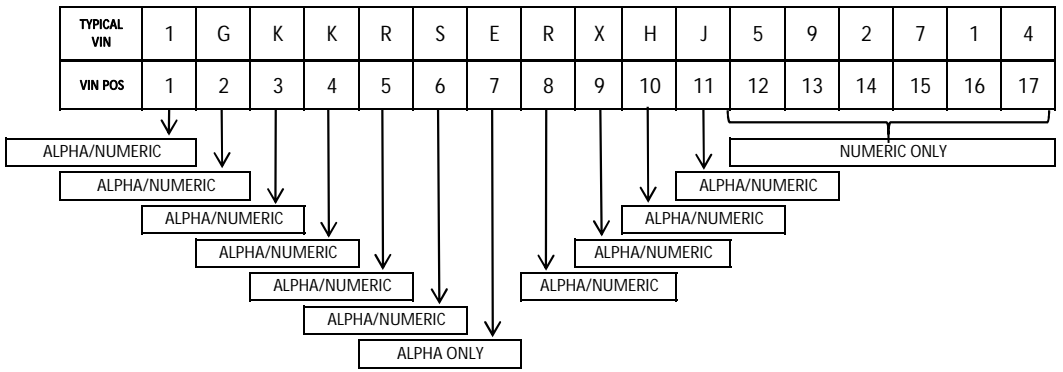
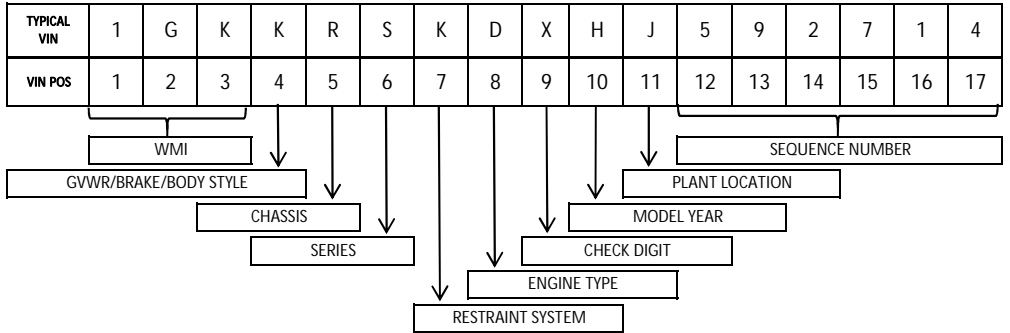




Light Duty Trucks, MPV & Incomplete Vehicle Identification Numbering System





World Make/Manufacturer Identifier (WMI)

Table 4: World Make/Manufacturer Identifier tables

US	Canada	Mexico	Other	Make	Comments
Passenger Car					
1G1	2G1	3G1	KL8, 6G3	Chevrolet	KL8 - GM Korea Company, 6G3 - Holden,
1G4	2G4	--	W04	Buick	W04 - Adam Opel AG
1G6	2G6	--	LRE	Cadillac	LRE - SAIC GM
1G0	--	--	--	Opel	
Light Duty Truck (LDT)					
1GC	--	3GC	3N6	Chevrolet	3N6 - Mfg. By Nissan for General Motors
1GT	--	3GT	--	GMC	
--	--	--	--	Cadillac	
Multi Passenger Vehicle (MPV)					
5GA	--	--	KL4, LRB	Buick	KL4 - GM Korea, LRB - SAIC GM
1GY	--	--	--	Cadillac	
1GN	2GN	3GN	KL7	Chevrolet	KL7 - GM Korea
1GK	2GK	--	--	GMC	
Incomplete Vehicles					
1GB, 54D, 1HA	--	3GB	JAL	Chevrolet	54D - Spartan Motors Chassis Inc, JAL - Isuzu Motors Ltd.
1GD, 1HA, 7GZ	--	3GD	--	GMC	1HA/7GZ - Navistar Inc.
--	2GE	--	--	Cadillac	
Bus					
1GA	--	--	--	Chevrolet	
1GJ	--	--	--	GMC	



Gross Vehicle Weight Rating (GVWR)/Brake System/Body Style¹

Table 11: GVWR/Brake System/Body Style Chart

GVW (Lbs)	Brake System	Body Style							
		26	05/06	03	43	53	60	69	76
Class A: 0-3,000	Hydraulic								
Class B: 3,001-4,000	Hydraulic								
Class C: 4,001-5,000	Hydraulic	A					N ²		C
Class D: 5,001-6,000	Hydraulic	F			G	H			
Class E: 6,001-7,000	Hydraulic	K	L	N	P	R		X	
Class F: 7,001-8,000	Hydraulic		S		U	V			
Class G: 8,001-9,000	Hydraulic		W	Y					
Class H: 9,001-10,000	Hydraulic		Z	0	1	2			
Class 3: 10,001-14,000	Hydraulic		8	3	4	5			
Class 4: 14,001-16,000	Hydraulic			6					
Class 5: 16,001-19,500	Hydraulic								
Class 6: 19,501-26,000	Hydraulic								

¹ - Does not include Chevrolet Low Cab Forward

² - Chevrolet City Express Only



Light Duty Truck and MPV Body Style Description Table

Table 12: Body Style Description Table

Body Style Code	Description
03	Commercial Special and RV Cutaway, Two (2) Door Cab pick-up, Motor Home Chassis
05	Cargo Van
06	Four (4) Door Cab/Utility
26	Four (4) Door Cab/Utility
43	Four (4) Door Crew Cab/Utility
53	Extended Cab
60	<i>Cargo Van (City Express Only)</i>
69	Sedan, 4 - Door, 4 Window, Notchback
76	Four (4) Door Utility



Light Duty Truck/MPV Engine Table¹

Table 13: Light Duty Truck/ MPV Engine Table

	RPO	Book Code(s)	Description
A:	LCV	52, N, X	ENGINE GAS, 4 CYL, 2.5L, L4, SIDI, DOHC, DCVCP, VVT, E85 MAX, E0-E100, ALUM
B:	LUV	J	ENGINE GAS, 4 CYL, 1.4L, MFI, DOHC, TURBO, VVT, ALUM, GME E85 MAX
B:	LC8	6, 8	ENGINE LPG/CNG, 8 CYL, V8, 6.0L, SFI, GEN 1, GMNA
C:	L83	6	ENGINE GAS, 8 CYL, 5.3L, SIDI VVT, AFM, E85 MAX, ALUM, GM
D:	LLT	17, N	ENGINE GAS, 6 CYL, 3.6L, SIDI, V6, ALUM, 60 DEGREES, GM
E:	2H0	J	ENGINE GAS, 4 CYL, 1.8L, MFI, 103KW, DOHC
F:	L20	8	ENGINE FLEXIBLE FUEL, (GAS/ETHANOL), 8 CYL, 4.8L, SFI IRON, GM
G:	L96	6, 8	ENGINE GAS, 8 CYL, 6.0L, SFI, E85 MAX, IRON, GM
H:	LV3	6	ENGINE GAS, 6 CYL, 4.3L, GEN 5, SIDI, V6, VVT, OHV, E85 MAX, ALUM
J:	L86	6	ENGINE GAS, 8 CYL, 6.2L, SIDI VVT, AFM, E85 MAX, ALUM
K:	LEA	7L	ENGINE GAS, 4 CYL, 2.4L, SIDI, DOHC, E85 MAX, ALUM, GM
L:	LGH	8	ENGINE DIESEL, 8 CYL, 6.6L, DI, V8, TURBO, DURAMAX
M:	LE2	J	ENGINE GAS, 4 CYL, L4, 1.4L, DI, DOHC, VVT, TURBO, ALUM GEN I, GMNA
N:	LGZ	52	ENGINE GAS, 6CYL, 3.6L, V6, DI, DOHC, VVT, ALUM, VAR2, GEN 2
P:	LV1	6	ENGINE GAS, 6 CYL, 4.3L, SIDI, V6, VVT, E85 MAX, IRON
R:	L8B	6	ENGINE GAS, 8 CYL, 5.3L, V8, BAS 3, ALUM, GEN 5
S:	LGX	N	ENGINE GAS, 6 CYL, 3.6L, V6, DI, DOHC, VVT, ALUM, GEN 2
T:	LKW	N	ENGINE GAS, 4 CYL, 2.5L, L4, SIDI, VVT, GMNA
U:			
V:			
W:			
X:	LTG	X	ENGINE GAS, 4 CYL, 2.0L, SIDI, L4, ALUM DOHC, VVT, DCVCP TURBO, E0-E100, ALUM
Y:	LSP	6	ENGINE DIESEL, 8 CYL, 6.6L, DI, V8, TURBO, DURAMAX, GEN 5 VAR. 1
Z:	LEX	J	ENGINE GAS, 4 CYL, L4, 1.4L, DI, DOHC, VVT, ALUM, TURBO GEN 1, VAR 1
0:			
1:	LWN	52, 8	ENGINE DIESEL, 2.8L, DI, L4, DOHC, TURBO, XLDE
2:			
3:	LFX	0G, 7L	ENGINE GAS, 6 CYL, 3.6L, SIDI, DOHC, VVT, E85 MAX, ALUM GM
3:	LOA	N5	ENGINE GAS, 4 CYL, 2.0L (Chevrolet City Express Only)
4:			
5:	LFW	7L	ENGINE GAS, 6 CYL, 3.0L, SIDI, DOHC, VVT, E85 MAX, ALUM
6:			
7:			
8:			
9:			

¹ - Does not include Chevrolet Low Cab Forward

Note: Engines listed as flexible fuel do not necessarily mean the vehicle is equipped for flexible fuel



Light Duty Truck/MPV Plant Codes

Table 14: Light Duty Truck/MPV Plant Codes

When VIN position 1 is "1" or "5" (U.S.A.):

F:	Flint	MI	GMNA	
J:	Lansing - Delta Township	MI	GMNA	
R:	Arlington	TX	GMNA	
Z:	Fort Wayne	IN	GMNA	
Z:	Springhill	TN	GMNA	
1:	Wentzville	MO	GMNA	
X:	Non Production/Non-Saleable Build		GMNA	
S:	Charlotte	MI	Spartan Motors Chassis Inc.	<i>(Chevrolet Low Cab Forward Only)</i>
N:	Springfield	OH	Navistar Inc.	

When VIN position 1 is "2" (Canada):

1:	Oshawa #2 (OST)	ON	GMNA	
6:	CAMI	ON	GMNA	
9:	Oshawa #1 (OSH)	ON	GMNA	

When VIN position 1 is "3" (Mexico):

G:	Silao	MEX	GMNA	
K:	Curenevaca	MEX	Nissan	<i>(Chevrolet City Express Only)</i>
L:	San Luis Potosi	MEX	GMNA	
S:	Ramos Arizpe	MEX	GMNA	

When VIN position 1 is "K" (S. Korea):

B:	Bupyeong	S. Korea	GM Korea	
----	----------	----------	----------	--

When VIN position 1 is "L" (China)

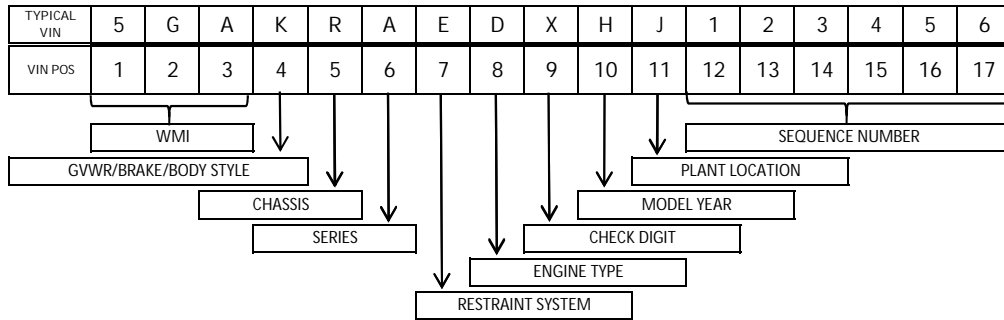
D:	Dong Yue	China	SAIC GM	
----	----------	-------	---------	--

When VIN position 1 is "J" (Japan):

7:	Fujisawa, Japan	Japan	Isuzu Motors Ltd.	<i>(Chevrolet Low Cab Forward Only)</i>
----	-----------------	-------	-------------------	---



Buick Enclave



1-3: WORLD MAKE/MANUFACTURER IDENTIFIER (WMI)

1: Region of Build	5: United States
2: Manufacturer	G: General Motors
3: Vehicle Brand/Type	A: Buick MPV

4: GVWR/BRAKE SYSTEM/BODY STYLE

GVW (Lbs)/ Brake System	Body Style
Class E: 6,001-7,000 Hyd.	26
	K

5-6: CHASSIS/SERIES

Book 17:

R	A:	Buick Enclave, FWD Convenience Group
R	B:	Buick Enclave, FWD Leather Group
R	C:	Buick Enclave, FWD Premium Group
R	7:	Buick Enclave, FWD (Non-US, Non-Canada)
V	B:	Buick Enclave, AWD Leather Group
V	C:	Buick Enclave, AWD Premium Group
V	7:	Buick Enclave, AWD (Non-US, Non-Canada)

7: RESTRAINT SYSTEM

E:	AY0 - Active Manual Belts, Airbags-Driver & Passenger-Front (1st row), Front Seat Side (1st row), Roof Side (all seating rows)
K:	AYQ - Active Manual Belts, Airbag - Driver & Passenger - Front (1st row), Front Seat Side (1st Row), Front Inboard Seat Side (1st row), Roof Side (all seating rows)

8: ENGINE TYPE

D:	LLT - ENGINE GAS, 6 CYL, 3.6L, SIDI, V6, ALUM, 60 DEGREES, GM
----	---

9: CHECK DIGIT

0-9, X - Calculated by POMS

10: MODEL YEAR

H:	2017
----	------

11: PLANT LOCATION

When VIN position 1 is "5" (USA):

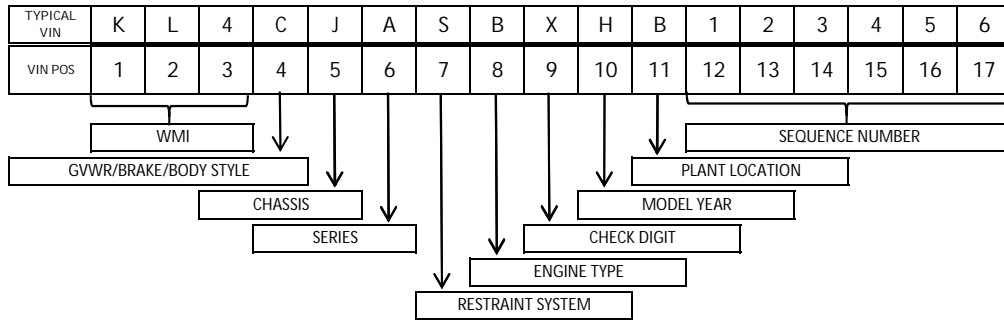
J:	Lansing - Delta Township
----	--------------------------

12-17: SEQUENCE NUMBER

Positions 12 through 17 represent the number sequentially assigned by the manufacturer in the production process.



Buick Encore



1-3: WORLD MAKE/MANUFACTURER IDENTIFIER (WMI)

1: Region of Build
K: South Korea

2: Manufacturer
L: GM Korea

3: Vehicle Brand/Type

4: Buick MPV

4: GVWR/BRAKE SYSTEM/BODY STYLE

GVW (Lbs)/ Brake System	Body Style
Class C: 4,001-5,000 Hyd.	76 C

5-6: CHASSIS/SERIES

Book J

J A: Buick Encore Preferred FWD
 J B: Buick Encore Preferred II FWD
 J C: Buick Encore Essence FWD
 J D: Buick Encore Premium FWD
 J E: Buick Encore Preferred AWD
 J F: Buick Encore Preferred II AWD
 J G: Buick Encore Essence AWD
 J H: Buick Encore Premium AWD
 J 1: Buick Encore, Sport Touring FWD
 J 2: Buick Encore, Sport Touring AWD
 J 3: Buick Encore FWD

7: RESTRAINT SYSTEM

E: AY0 - Active Manual Belts, Airbags-Driver & Passenger-Front (1st row), Front Seat Side (1st row), Roof Side (all seating rows)

S: AYP - Active Manual Belts, Airbags - Driver & Passenger Front (1st row), Front Seat Side (1st row) & Rear Seat Side (2nd row), Roof Side (all seating rows), Driver & Passenger knee (1st row)

8: ENGINE TYPE

B: LUV - ENGINE GAS, 4 CYL, 1.4L, MFI, DOHC, TURBO, VVT, ALUM, GME E85 MAX

M: LE2 - ENGINE GAS, 4 CYL, L4, 1.4L, DI, DOHC, VVT, TURBO, ALUM GEN 1, GMNA

9: CHECK DIGIT

0-9, X - Calculated by POMS

10: MODEL YEAR

H: 2017

11: PLANT LOCATION

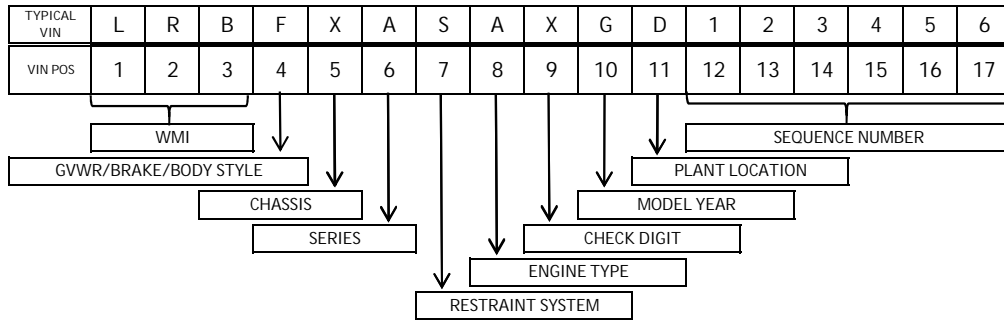
When VIN position 1 is "K" (S. Korea):
B: Bupyeong

12-17: SEQUENCE NUMBER

Positions 12 through 17 represent the number sequentially assigned by the manufacturer in the production process.



Buick Envision



1-3: WORLD MAKE/MANUFACTURER IDENTIFIER (WMI)

1: Region of Build
L: People's Republic of China

2: Manufacturer
R: SAIC GM

3: Vehicle Brand/Type
B: Buick MPV

4: GVWR/BRAKE SYSTEM/BODY STYLE

GVW (Lbs)/ Brake System	Body Style
Class D: 5,001-6,000 Hyd.	26 F

5-6: CHASSIS/SERIES

Book X

X A:	Buick Envision, Preferred, FWD
X B:	Buick Envision, Essence, FWD
X C:	Buick Envision, Preferred, AWD
X D:	Buick Envision, Essence, AWD
X E:	Buick Envision, Premium Package, AWD
X F:	Buick Envision, Premium II Package, AWD
X G:	Buick Envision, (Non-US, Non-Canada)
X H:	Buick Envision, FWD

7: RESTRAINT SYSTEM

S: AUJ - Active Manual Belts, Airbags - Driver & Passenger Front (1st row), Front Seat Side (1st row) & Rear Seat Side (2nd row), Roof Side (all seating rows), Driver & Passenger knee (1st row)

8: ENGINE TYPE

A: LCV - ENGINE GAS, 4 CYL, 2.5L, L4, SIDI, DOHC, DCVCP, VVT, E85 MAX, E0-E100, ALUM

X: LTG - ENGINE GAS, 4 CYL, 2.0L, SIDI, L4, ALUM DOHC, VVT, TURBO E0-E100, ALUM

9: CHECK DIGIT

0-9, X - Calculated by POMS

10: MODEL YEAR

H 2017

11: PLANT LOCATION

When VIN position 1 is "L" (China):

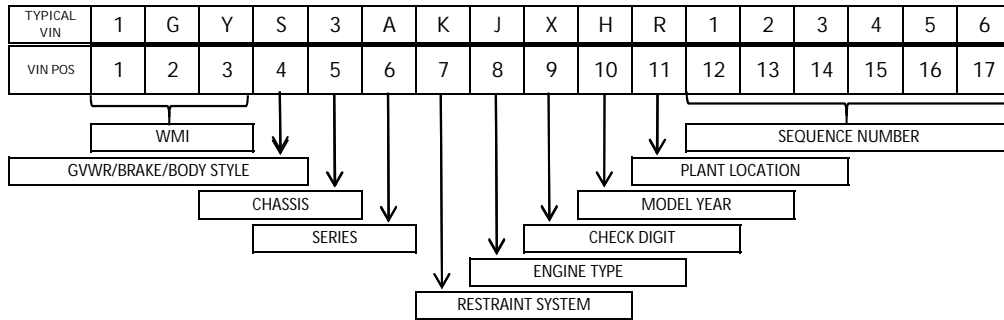
D: Dong Yue

12-17: SEQUENCE NUMBER

Positions 12 through 17 represent the number sequentially assigned by the manufacturer in the production process.



Cadillac Escalade



1-3: WORLD MAKE/MANUFACTURER IDENTIFIER (WMI)

1: Region of Build	1: United States
2: Manufacturer	G: General Motors
3: Vehicle Brand/Type	Y: Cadillac MPV

7: RESTRAINT SYSTEM

K: AYQ - Active Manual Belts, Airbag - Driver & Passenger - Front (1st row), Front Seat Side (1st Row), Front Inboard Seat Side (1st row), Roof Side (all seating rows)

4: GVWR/BRAKE SYSTEM/BODY STYLE

GVW (Lbs)/ Brake System	Body Style
Class F: 7,001-8,000 Hyd.	05/06 S

8: ENGINE TYPE

J: L86 - ENGINE GAS, 8 CYL, 6.2L, SIDI VVT, AFM, E85 MAX, ALUM, GM
--

9: CHECK DIGIT

0-9, X - Calculated by POMS

5-6: CHASSIS/SERIES

Book 6

3	A:	4x2, Cadillac Escalade
3	B:	4x2, Cadillac Escalade, Luxury
3	C:	4x2, Cadillac Escalade, Premium Luxury
3	D:	4x2, Cadillac Escalade, Platinum
3	7:	4x2, Cadillac Escalade, (Non-US, Non-Canada)
3	G:	4x2, Cadillac Escalade ESV
3	H:	4x2, Cadillac Escalade ESV, Luxury
3	J:	4x2, Cadillac Escalade ESV, Premium Luxury
3	K:	4x2, Cadillac Escalade ESV, Platinum
3	8:	4x2, Cadillac Escalade ESV, (Non-US, Non-Canada)
4	A:	4x4, Cadillac Escalade
4	B:	4x4, Cadillac Escalade, Luxury
4	C:	4x4, Cadillac Escalade, Premium Luxury
4	D:	4x4, Cadillac Escalade, Platinum
4	7:	4x4, Cadillac Escalade, (Non-US, Non-Canada)
4	G:	4x4, Cadillac Escalade ESV
4	H:	4x4, Cadillac Escalade ESV, Luxury
4	J:	4x4, Cadillac Escalade ESV, Premium Luxury
4	K:	4x4, Cadillac Escalade ESV, Platinum
4	8:	4x4, Cadillac Escalade ESV, (Non-US, Non-Canada)

10: MODEL YEAR

H: 2017

11: PLANT LOCATION

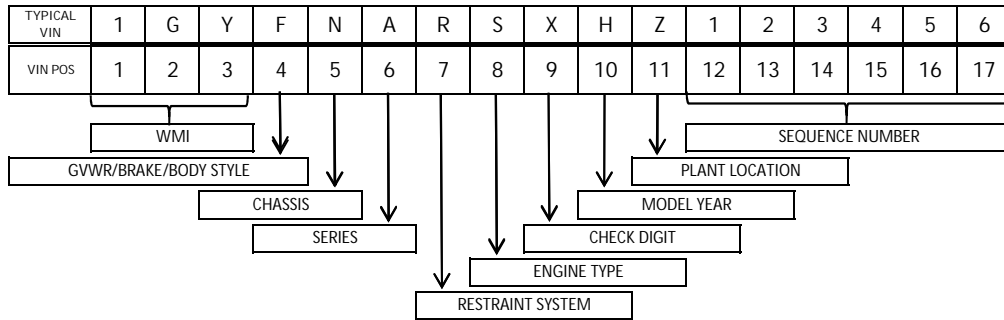
When VIN position 1 is "1" (USA):
R: Arlington

12-17: SEQUENCE NUMBER

Positions 12 through 17 represent the number sequentially assigned by the manufacturer in the production process.



Cadillac XT5



1-3: WORLD MAKE/MANUFACTURER IDENTIFIER (WMI)

1: Region of Build	1: United States
2: Manufacturer	G: General Motors
3: Vehicle Brand/Type	Y: Cadillac MPV

7: RESTRAINT SYSTEM

R: AYG - Active Manual Belts, Airbags-Driver & Passenger-Front (1st row), Front Seat Side (1st row), Roof Side (all seating rows), Driver & Passenger knee (1st row)
--

4: GVWR/BRAKE SYSTEM/BODY STYLE

GVW (Lbs)/ Brake System	Body Style
	26
Class D: 5,001-6,000 Hyd.	F
Class E: 6001-7000 Hyd.	K

8: ENGINE TYPE

S: LGX - ENGINE GAS, 6 CYL, 3.6L, V6, DI, DOHC, VVT, ALUM, GEN 2
--

9: CHECK DIGIT

0-9, X - Calculated by POMS

10: MODEL YEAR

H: 2017

5-6: CHASSIS/SERIES

Book	N	Series
	N	A: Cadillac XT5, FWD
	N	B: Cadillac XT5, Luxury FWD
	N	C: Cadillac XT5, Premium Luxury FWD
	N	D: Cadillac XT5, Luxury AWD
	N	E: Cadillac XT5, Premium Luxury AWD
	N	F: Cadillac XT5, Platinum AWD
	N	9: Cadillac XT5, (Non US, Non Canada)

11: PLANT LOCATION

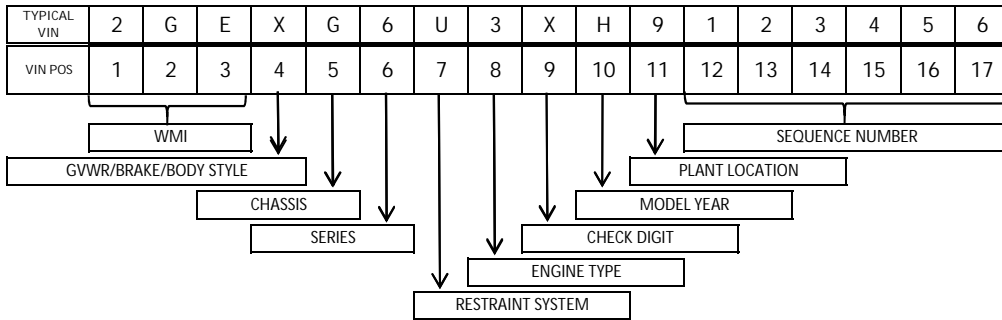
When VIN position 1 is "1" (USA):
Z: Springhill

12-17: SEQUENCE NUMBER

Positions 12 through 17 represent the number sequentially assigned by the manufacturer in the production process.



Cadillac Stretch Limousine, Funeral Coach, Armored Vehicle



1-3: WORLD MAKE/MANUFACTURER IDENTIFIER (WMI)

1: Region of Build
2: Canada

2: Manufacturer
G: General Motors

3: Vehicle Brand/Type
E: Cadillac Incomplete

4: GVWR/BRAKE SYSTEM/BODY STYLE

GVW (Lbs)/ Brake System	Body Style
Class E: 6,001-7,000 Hyd.	69 X

5-6: CHASSIS/SERIES

Book OG

G: 6: Cadillac Stretch Limousine
G: 7: Cadillac Funeral Coach
G: 8: Cadillac Armored Vehicle

7: RESTRAINT SYSTEM

U: ANH - Active Manual Belts, Airbags-Driver & Passenger-Front (1st row), Front Seat Side (1st row), Front Roof Side (1st row), Knee (1st row)

8: ENGINE TYPE

3: LFX - ENGINE GAS, 6 CYL, 3.6L, SIDI, DOHC, VVT, E85 MAX, ALUM GM

9: CHECK DIGIT

0-9, X - Calculated by POMS

10: MODEL YEAR

H: 2017

11: PLANT LOCATION

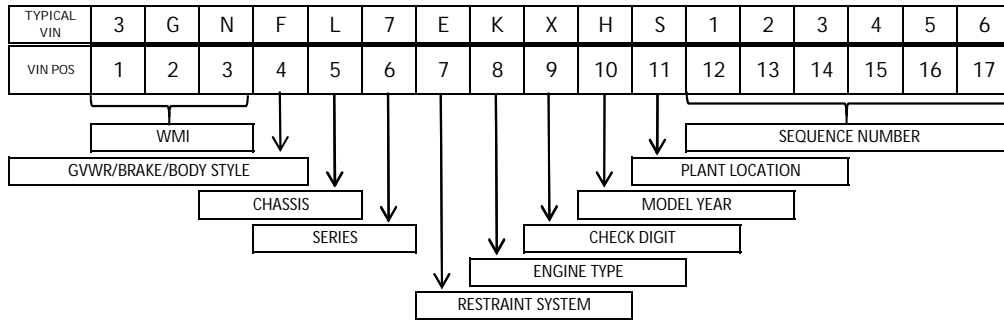
When VIN position 1 is "2" (Canada):
9: Oshawa #1 (OSH)

12-17: SEQUENCE NUMBER

Positions 12 through 17 represent the number sequentially assigned by the manufacturer in the production process.



Chevrolet Captiva Sport



1-3: WORLD MAKE/MANUFACTURER IDENTIFIER (WMI)

1: Region of Build
 3: Mexico

2: Manufacturer
 G: General Motors

3: Vehicle Brand/Type
 N: Chevrolet MPV

4: GVWR/BRAKE SYSTEM/BODY STYLE

GVW (Lbs)/ Brake System	Body Style
	26
Class C: 4,001-5,000 Hyd.	A
Class D: 5,001-6,000 Hyd.	F

5-6: CHASSIS/SERIES

Book 7L

L 7: Chevrolet Captiva Sport (Non-US, Non-Canada)

7: RESTRAINT SYSTEM

E: AYO - Active Manual Belts, Airbags - Driver & Passenger Front (1st row), Front Seat Side (1st row), Roof Side (All seating rows)

8: ENGINE TYPE

K: LEA - ENGINE GAS, 4 CYL, 2.4L, SIDI, DOHC, E85 MAX, ALUM, GM

5: LFW - ENGINE GAS, 6 CYL, 3.0L, SIDI, DOHC, VVT, E85 MAX, ALUM

9: CHECK DIGIT

0-9, X - Calculated by POMS

10: MODEL YEAR

H: 2017

11: PLANT LOCATION

When VIN position 1 is "3" (Mexico):

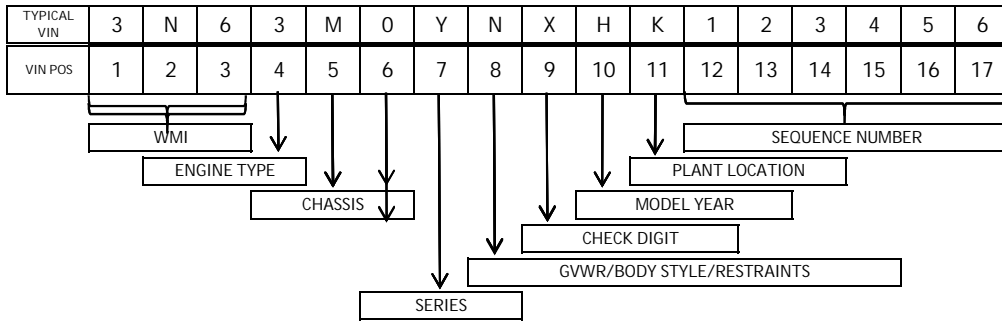
S: Ramos Arizpe

12-17: SEQUENCE NUMBER

Positions 12 through 17 represent the number sequentially assigned by the manufacturer in the production process.



Chevrolet City Express



1-3: WORLD MAKE/MANUFACTURER IDENTIFIER (WMI)

1: Region of Build
3: Mexico

2: Manufacturer
N: Manufactured by Nissan for General Motors

3: Vehicle Brand/Type
6: Chevrolet Truck

4: Engine Type

3: LOA - ENGINE GAS, 4 CYL, 2.0L

5-6: Make/Line/Series

M0: Chevrolet City Express

7: Series

Y: Chevrolet City Express LS
Z: Chevrolet City Express LT

8: GVWR/Body Style/Restraints

N: Class C: 4,001-5,000 '60', Active Manual Belts, Airbags - Driver & Passenger-Front, Front Seat Side, Roof Side

9: CHECK DIGIT

0-9, X - Calculated

10: MODEL YEAR

H: 2017

11: PLANT LOCATION

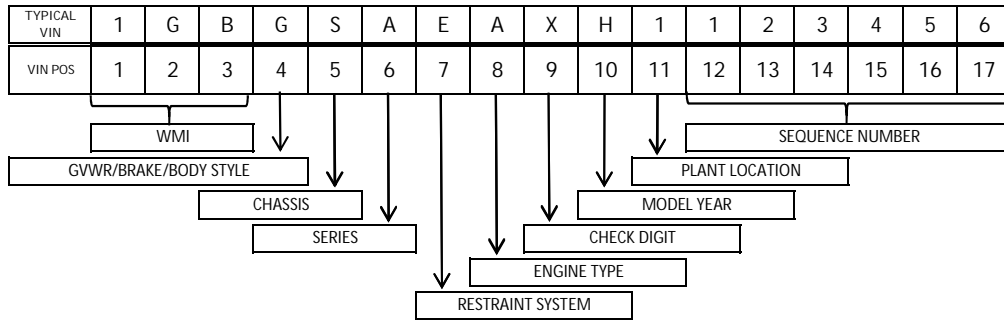
When VIN position 1 is "3" (Mexico):
K: NME - Cuernavaca Mexico

12-17: SEQUENCE NUMBER

Positions 12 through 17 represent the number sequentially assigned by the manufacturer in the production process.



Chevrolet Colorado



1-3: WORLD MAKE/MANUFACTURER IDENTIFIER (WMI)	
1: Region of Build	Valid Combinations
1: United States	1GB
2: Manufacturer	1GC
G: General Motors	
3: Vehicle Brand/Type	
B: Chevrolet Incomplete Truck	
C: Chevrolet Truck	

4: GVWR/BRAKE SYSTEM/BODY STYLE			
GVW (Lbs)/ Brake System		Body Style	
		43	53
Class D: 5,001-6,000	Hyd.	G	H
Class E: 6,001-7,000	Hyd.	P	R

5-6: CHASSIS/SERIES	
<u>Book 52</u>	
S A:	Chevrolet Colorado, Base 2WD
S B:	Chevrolet Colorado, Work Truck 2WD
S C:	Chevrolet Colorado, LT 2WD
S D:	Chevrolet Colorado, Z71 2WD
S 9:	Chevrolet Colorado, (Non-US, Non-Canada) 2WD
T B:	Chevrolet Colorado, Work Truck 4WD
T C:	Chevrolet Colorado, LT 4WD
T D:	Chevrolet Colorado, Z71 4WD
T E:	Chevrolet Colorado ZR2 4WD
T 9:	Chevrolet Colorado, (Non-US, Non-Canada) 4WD

7: RESTRAINT SYSTEM
E: AY0 - Active Manual Belts, Airbags-Driver & Passenger-Front (1st row), Front Seat Side (1st row), Roof Side (all seating rows)

8: ENGINE TYPE
A: LCV - ENGINE GAS, 4 CYL, 2.5L, L4, SIDI, DOHC, DCVCP, VVT, E85 MAX, EO-E100, ALUM
N: LGZ - ENGINE GAS, 6CYL, 3.6L, V6, DI, DOHC, VVT, ALUM, VAR2, GEN 2
1: LWN - ENGINE DIESEL, 2.8L, DI, L4, DOHC, TURBO, XLDE

9: CHECK DIGIT
0-9, X - Calculated by POMS

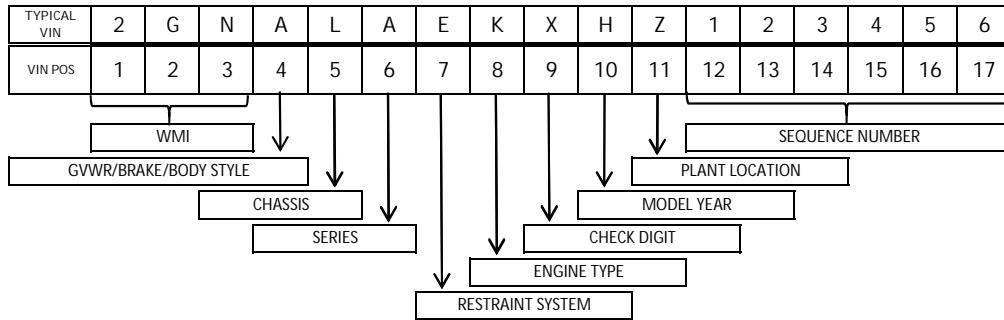
10: MODEL YEAR
H: 2017

11: PLANT LOCATION
<u>When VIN position 1 is "1" (USA):</u>
1: Wentzville

12-17: SEQUENCE NUMBER
Positions 12 through 17 represent the number sequentially assigned by the manufacturer in the production process.



Chevrolet Equinox



1-3: WORLD MAKE/MANUFACTURER IDENTIFIER (WMI)

- 1: Region of Build
 - 2: Canada
- 2: Manufacturer
 - G: General Motors
- 3: Vehicle Brand/Type
 - N: Chevrolet MPV

4: GVWR/BRAKE SYSTEM/BODY STYLE

GVW (Lbs)/ Brake System	Body Style
	26
Class C: 4,001-5,000 Hyd.	A
Class D: 5,001-6,000 Hyd.	F

5-6: CHASSIS/SERIES

Book 7L

- L A: Chevrolet Equinox, L (FWD)
- L B: Chevrolet Equinox, LS (FWD)
- L C: Chevrolet Equinox, LT/FL (FWD)
- L D: Chevrolet Equinox, Premier (FWD)
- L E: Chevrolet Equinox, LS (AWD)
- L F: Chevrolet Equinox, LT/FL (AWD)
- L G: Chevrolet Equinox, Premier (AWD)
- L 9: Chevrolet Equinox, (Non-US, Non-Canada)

7: RESTRAINT SYSTEM

E: AY0 - Active Manual Belts, Airbags-Driver & Passenger-Front (1st row), Front Seat Side (1st row), Roof Side (all seating rows)

8: ENGINE TYPE

- K: LEA - ENGINE GAS, 4 CYL, 2.4L, SIDI, DOHC, E85 MAX, ALUM, GM
- 3: LFX - ENGINE GAS, 6 CYL, 3.6L, SIDI, DOHC, VVT, E85 MAX, ALUM GM

9: CHECK DIGIT

0-9, X - Calculated by POMS

10: MODEL YEAR

H: 2017

11: PLANT LOCATION

When VIN position 1 is "2" (Canada):

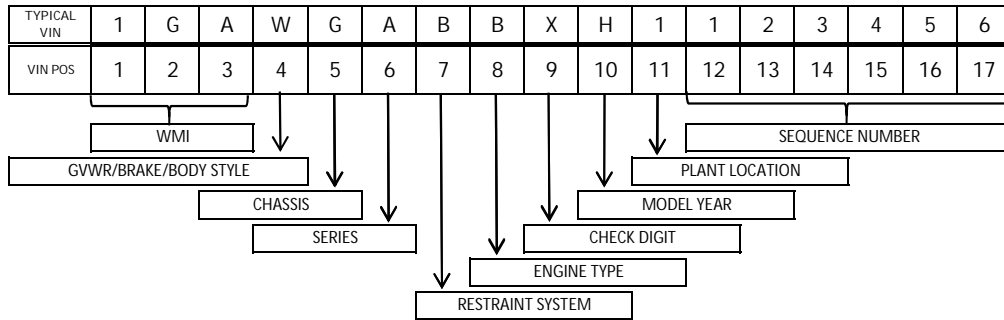
- 1: Oshawa #2 (OST)
- 6: CAMI

12-17: SEQUENCE NUMBER

Positions 12 through 17 represent the number sequentially assigned by the manufacturer in the production process.



Chevrolet Express



1-3: WORLD MAKE/MANUFACTURER IDENTIFIER (WMI)	
1: Region of Build	Valid Combinations
1: United States	1GA
2: Manufacturer	1GB
G: General Motors	1GC
H: Navistar Inc.	1GN
3: Vehicle Brand/Type	1HA (Navistar Only)
A: Chevrolet Bus (Non School Bus)	
B: Chevrolet Incomplete Truck	
C: Chevrolet Truck	
N: Chevrolet MPV	
A: Chevrolet Incomplete Truck (Navistar Only)	

7: RESTRAINT SYSTEM	
B: AJ3 - Active Manual Belts, Airbag - Driver only - Front	
C: AK5 - Active Manual Belts, Airbag-Driver & Passenger-Front (1st row)	
F: (AK5&ASF) - Active Manual Belts, Airbags-Driver & Passenger - Front (1st row), Front Seat Side (1st row), Roof Side (All seating rows for vehicles with 3 or fewer seating rows; 1st, 2nd and 3rd row for vehicles with 4 or more seating rows)	
H: (AJ3&ASF) -Active Manual Belts, Airbag - Driver only - Front, Front Seat Side (1st row), Roof Side (All seating rows for vehicles with 3 or fewer seating rows; 1st, 2nd and 3rd row for vehicles with 4 or more seating rows)	

4: GVWR/BRAKE SYSTEM/BODY STYLE			
GVW (Lbs)/ Brake System	Body Style		
	05/06	03	
Class G: 8,001-9,000 Hyd.	W	Y	
Class H: 9,001-10,000 Hyd.	Z	0	
Class 3: 10,001-14,000 Hyd.		3	
Class 4: 14,001-16,000 Hyd.		6	

8: ENGINE TYPE	
B: LC8 - ENGINE FLEXIBLE FUEL, (LPG/CNG), 8 CYL, V8, 6.0L, SFI, GEN 1, GMNA	
F: * L20 - ENGINE FLEXIBLE FUEL, (GAS/ETHANOL), 8 CYL, 4.8L, SFI IRON, GM	
G: L96 - ENGINE FLEXIBLE FUEL, (GAS/ETHANOL), 8 CYL, 6.0L, SFI IRON, GM	
1: LWN - ENGINE DIESEL, 2.8L, DI, L4, DOHC, TURBO, XLDE	

* Vehicles equipped with the L20 "FLEXIBLE FUEL" 4.8L engine are not calibrated to run on Ethanol.

5-6: CHASSIS/SERIES	
Book 8	
G A:	Chevrolet Express, 2500 Cargo
G B:	Chevrolet Express, 2500 Cargo Ext
G E:	Chevrolet Express, 2500 Passenger LS
G F:	Chevrolet Express, 2500 Passenger LT
G G:	Chevrolet Express, 3500 Cargo
G H:	Chevrolet Express, 3500 Cargo Ext
G L:	Chevrolet Express, 3500 Passenger LS
G M:	Chevrolet Express, 3500 Passenger LT
G N:	Chevrolet Express, 3500 Passenger LS Ext
G P:	Chevrolet Express, 3500 Passenger LT Ext
G R:	Chevrolet Express, 3500 Cutaway 139" Wheelbase
G S:	Chevrolet Express, 3500 Cutaway 159" Wheelbase
G T:	Chevrolet Express, 3500 Cutaway 177" Wheelbase
G U:	Chevrolet Express, 4500 Cutaway 159" Wheelbase
G V:	Chevrolet Express, 4500 Cutaway 177" Wheelbase
G 9:	Chevrolet Express, (Non-US, Non-Canada)

9: CHECK DIGIT	
0-9, X - Calculated by POMS	

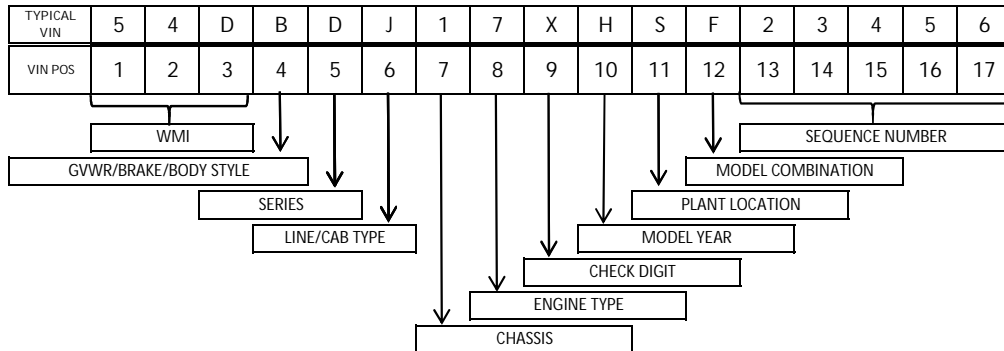
10: MODEL YEAR	
H: 2017	

11: PLANT LOCATION	
<u>When VIN position 1 is "1" (USA):</u>	
1:	Wentzville
N:	Springfield

12-17: SEQUENCE NUMBER	
Positions 12 through 17 represent the number sequentially assigned by the manufacturer in the production process.	



Chevrolet Low Cab Forward



1-3: WORLD MAKE/MANUFACTURER IDENTIFIER (WMI)

1: Region of Build	Valid Combinations
J: Japan	JAL
5: United States	54D
2: Manufacturer	
A: Isuzu Motors Ltd.	
4: Spartan Motors Chassis Inc.	
3: Vehicle Brand/Type	
L: Incomplete Vehicle - Medium & Heavy Duty	
D: Incomplete Vehicle	

4: GVWR/BRAKE SYSTEM/BODY STYLE

GVW (Lbs)/ Brake System	Body Style	
	03	43
Class 3: 10,001-14,000 Hyd.	B	B
Class 4: 14,001-16,000 Hyd.	C	C
Class 5: 16,001 - 19,500 Hyd.	E	E

5: MAKE/SERIES

D: GM Chevrolet 3500 / 3500HD / 4500 / 4500HD / 4500XD
E: GM Chevrolet 5500HD/5500XD

6: LINE/CAB TYPE

J: Non-Tilt Cab, BBC = 110 Inches
W: Tilt Cab, BBC = 71 Inches

7: CHASSIS TYPE

1: 4x2, 2 Axles, 1 Driving

8: ENGINE TYPE

B: L96 - ENGINE GAS, 8 CYL, 6.0L, SFI, E85 MAX, IRON, GM
C: LC8 - ENGINE LPG/CNG, 8 CYL, V8, 6.0L, SFI, GEN 1, GMNA
6: 11B - ENGINE DIESEL, 4 CYL, 5.2L, 4HK1TC 215HP
7: IZ3 - ENGINE DIESEL, 4 CYL, 3.0L, 4J1-TC 150HP

9: CHECK DIGIT

0-9, X - Calculated by Manufacturer

10: MODEL YEAR

H: 2017

11: PLANT LOCATION

S: Charlotte, Michigan
7: Fujisawa, Japan

12: MODEL COMBINATION

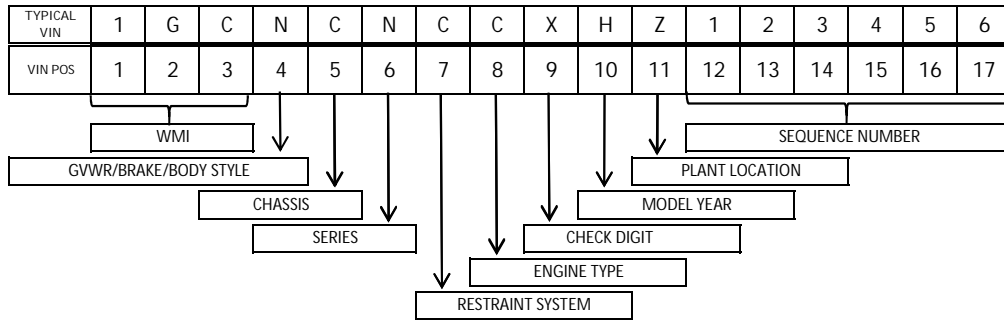
F: 3500HD/4J1 Diesel/13,00lbs
K: 4500XD/4HK1 Diesel/16,000lbs
O: 4500HD/4HK1 Diesel/14,500lbs
3: 5500XD/4HK1 Diesel/19,500lbs
8: 3500 & 4500/Gas
9: 5500HD/4HK1 Diesel/17,950lbs

13-17: SEQUENCE NUMBER

Positions 13 through 17 represent the number sequentially assigned by the manufacturer in the production process.



Chevrolet Silverado



1-3: WORLD MAKE/MANUFACTURER IDENTIFIER (WMI)	
1: Region of Build	Valid Combinations
1: United States	1GB 3GB
3: Mexico	1GC 3GC
2: Manufacturer	
G: General Motors	
3: Vehicle Brand/Type	
B: Chevrolet Incomplete Truck	
C: Chevrolet Truck	

4: GVWR/BRAKE SYSTEM/BODY STYLE			
GVW (Lbs)/ Brake System	Body Style		
	03	43	53
Class E: 6,001-7,000 Hyd.	N	P	R
Class F: 7,001-8,000 Hyd.		U	V
Class H: 9,001-10,000 Hyd.	0	1	2
Class 3: 10,001-14,000 Hyd.	3	4	5

5-6: CHASSIS/SERIES	
<u>Book 6</u>	
C N:	4x2, 1500 Chevrolet Silverado, Work Truck/LS/Fleet/Base
C P:	4x2, 1500 Chevrolet Silverado, Custom
C R:	4x2, 1500 Chevrolet Silverado, LT
C S:	4x2, 1500 Chevrolet Silverado, LTZ
C T:	4x2, 1500 Chevrolet Silverado, High Country
C U:	4x2, 2500 Chevrolet Silverado, Work Truck/Fleet/Base
C V:	4x2, 2500 Chevrolet Silverado, LT
C W:	4x2, 2500 Chevrolet Silverado, LTZ
C X:	4x2, 2500 Chevrolet Silverado, High Country
C Y:	4x2, 3500 Chevrolet Silverado, Work Truck/Fleet/Base
C Z:	4x2, 3500 Chevrolet Silverado, LT
C O:	4x2, 3500 Chevrolet Silverado, LTZ
C 1:	4x2, 3500 Chevrolet Silverado, High Country
C 9:	4x2, Chevrolet Silverado, (Non-US, Non-Canada)
K N:	4x4, 1500 Chevrolet Silverado, Work Truck/LS/Fleet/Base
K P:	4x4, 1500 Chevrolet Silverado, Custom
K R:	4x4, 1500 Chevrolet Silverado, LT
K S:	4x4, 1500 Chevrolet Silverado, LTZ
K T:	4x4, 1500 Chevrolet Silverado, High Country
K U:	4x4, 2500 Chevrolet Silverado, Work Truck/Fleet/Base
K V:	4x4, 2500 Chevrolet Silverado, LT
K W:	4x4, 2500 Chevrolet Silverado, LTZ
K X:	4x4, 2500 Chevrolet Silverado, High Country
K Y:	4x4, 3500 Chevrolet Silverado, Work Truck/Fleet/Base
K Z:	4x4, 3500 Chevrolet Silverado, LT

5-6: CHASSIS/SERIES (CONTINUED)	
<u>Book 6</u>	
K 0:	4x4, 3500 Chevrolet Silverado, LTZ
K 1:	4x4, 3500 Chevrolet Silverado, High Country
K 9:	4x4, Chevrolet Silverado, (Non-US, Non-Canada)

7: RESTRAINT SYSTEM	
C:	AK5 - Active Manual Belts, Airbag-Driver & Passenger-Front (1st row)
E:	AY0 - Active Manual Belts, Airbags-Driver & Passenger-Front (1st row), Front Seat Side (1st row), Roof Side (all seating rows)

8: ENGINE TYPE	
B:	LC8 - ENGINE LPG/CNG, 8 CYL, V8, 6.0L, SFI, GEN 1, GMNA
C:	L83 - ENGINE GAS, 8 CYL, 5.3L, SIDI VVT, AFM, E85 MAX, ALUM, GM
G:	L96 - ENGINE GAS, 8 CYL, 6.0L, SFI, E85 MAX, IRON, GM
H:	LV3 - ENGINE GAS, 6 CYL, 4.3L, GEN 5, SIDI, V6, VVT, OHV, E85 MAX ALUM
J:	L86 - ENGINE GAS, 8 CYL, 6.2L, SIDI VVT, AFM, E85 MAX, ALUM, GM
P:	LV1 - ENGINE GAS, 6 CYL, 4.3L, SIDI, V6, VVT, E85 MAX, IRON
R:	L8B - ENGINE GAS, 8 CYL, 5.3L, V8, BAS 3, ALUM, GEN 5
Y:	L5P - ENGINE DIESEL, 8 CYL, 6.6L, DI, V8, TURBO, DURAMAX, GEN 5 VAR. 1

9: CHECK DIGIT	
0-9, X	- Calculated by POMS

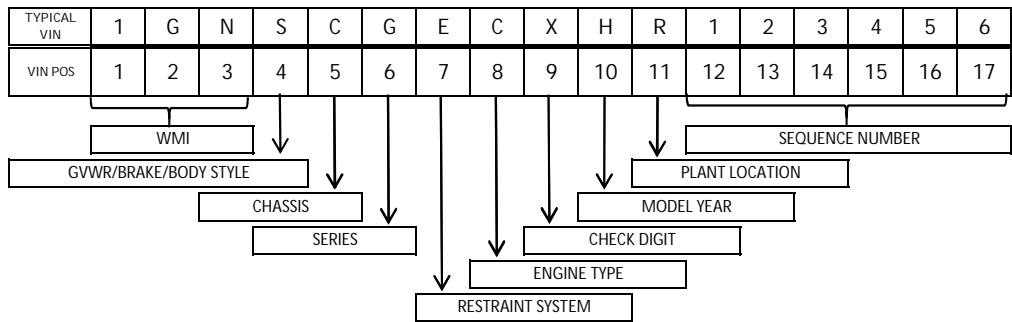
10: MODEL YEAR	
H:	2017

11: PLANT LOCATION	
<u>When VIN position 1 is "1" (USA):</u>	
F:	Flint
Z:	Fort Wayne
<u>When VIN position 1 is "3" (Mexico):</u>	
G:	Silao

12-17: SEQUENCE NUMBER	
Positions 12 through 17 represent the number sequentially assigned by the manufacturer in the production process.	



Chevrolet Suburban



1-3: WORLD MAKE/MANUFACTURER IDENTIFIER (WMI)

1: Region of Build	1: United States
2: Manufacturer	G: General Motors
3: Vehicle Brand/Type	N: Chevrolet MPV

7: RESTRAINT SYSTEM

E:	AY0 - Active Manual Belts, Airbags-Driver & Passenger-Front (1st row), Front Seat Side (1st row), Roof Side (all seating rows)
K:	AYQ - Active Manual Belts, Airbag - Driver & Passenger - Front (1st row), Front Seat Side (1st Row), Front Inboard Seat Side (1st row), Roof Side (all seating rows)

4: GVWR/BRAKE SYSTEM/BODY STYLE

GVW (Lbs)/ Brake System	Body Style
Class F: 7,001-8,000 Hyd.	S
Class 3: 10,001 - 14,000 Hyd.	8

8: ENGINE TYPE

C:	L83 - ENGINE GAS, 8 CYL, 5.3L, SIDI VVT, AFM, E85 MAX, ALUM, GM
G:	L96 - ENGINE GAS, 8 CYL, 6.0L, SFI, E85 MAX, IRON, GM

5-6: CHASSIS/SERIES

Book 6

C	G:	4x2, Chevrolet Suburban LS
C	H:	4x2, Chevrolet Suburban LT
C	J:	4x2, Chevrolet Suburban Premier
C	K:	4x2, Chevrolet Suburban FL
C	8:	4x2, Chevrolet Suburban, (Non-US, Non-Canada)
K	G:	4x4, Chevrolet Suburban LS
K	H:	4x4, Chevrolet Suburban LT
K	J:	4x4, Chevrolet Suburban Premier
K	K:	4x4, Chevrolet Suburban FL
K	L:	4x4, Chevrolet Suburban HD LS
K	M:	4x4, Chevrolet Suburban HD LT
K	8:	4x4, Chevrolet Suburban, (Non-US, Non-Canada)

9: CHECK DIGIT

0-9, X	- Calculated by POMS
--------	----------------------

10: MODEL YEAR

H:	2017
----	------

11: PLANT LOCATION

When VIN position 1 is "1" (USA):

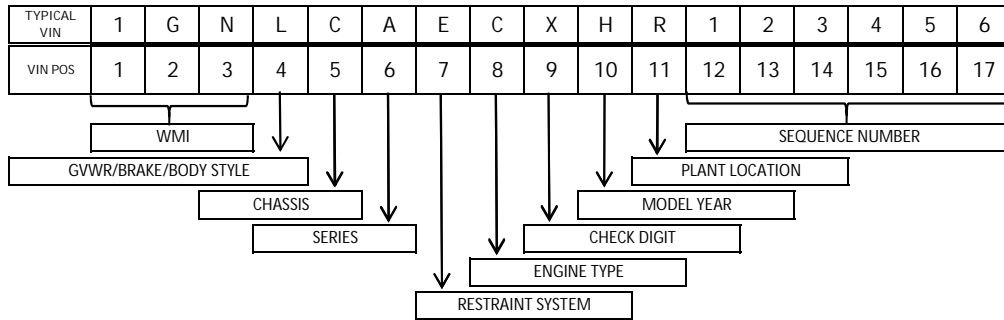
R:	Arlington
----	-----------

12-17: SEQUENCE NUMBER

Positions 12 through 17 represent the number sequentially assigned by the manufacturer in the production process.



Chevrolet Tahoe



1-3: WORLD MAKE/MANUFACTURER IDENTIFIER (WMI)

1: Region of Build
 1: United States

2: Manufacturer
 G: General Motors

3: Vehicle Brand/Type
 N: Chevrolet MPV

4: GVWR/BRAKE SYSTEM/BODY STYLE

GVW (Lbs)/ Brake System	Body Style
	05/06
Class E: 6,001-7,000 Hyd.	L
Class F: 7,001-8,000 Hyd.	S

5-6: CHASSIS/SERIES

Book 6

C A: 4x2, Chevrolet Tahoe, LS
 C B: 4x2, Chevrolet Tahoe, LT
 C C: 4x2, Chevrolet Tahoe, Premier
 C D: 4x2, Chevrolet Tahoe, Police Vehicle
 C E: 4x2, Chevrolet Tahoe, FL
 C 7: 4x2, Chevrolet Tahoe, (Non-US, Non-Canada)
 K A: 4x4, Chevrolet Tahoe, LS
 K B: 4x4, Chevrolet Tahoe, LT
 K C: 4x4, Chevrolet Tahoe, Premier
 K D: 4x4, Chevrolet Tahoe, Police Vehicle
 K E: 4x4, Chevrolet Tahoe, FL
 K F: 4x4, Chevrolet Tahoe, Special Services Vehicle
 K 7: 4x4, Chevrolet Tahoe, (Non-US, Non-Canada)

7: RESTRAINT SYSTEM

E: AY0 - Active Manual Belts, Airbags-Driver & Passenger-Front (1st row), Front Seat Side (1st row), Roof Side (all seating rows)
 K: AYQ - Active Manual Belts, Airbag - Driver & Passenger - Front (1st row), Front Seat Side (1st Row), Front Inboard Seat Side (1st row), Roof Side (all seating rows)

8: ENGINE TYPE

C: L83 - ENGINE GAS, 8 CYL, 5.3L, SIDI VVT, AFM, E85 MAX, ALUM, GM
 J: L86 - ENGINE GAS, 8 CYL, 6.2L, SIDI VVT, AFM, E85 MAX, ALUM, GM

9: CHECK DIGIT

0-9, X - Calculated by POMS

10: MODEL YEAR

H: 2017

11: PLANT LOCATION

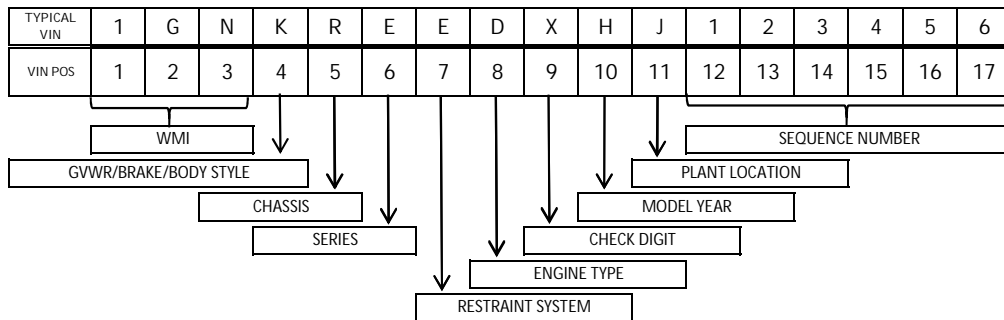
When VIN position 1 is "1" (USA):
 R: Arlington

12-17: SEQUENCE NUMBER

Positions 12 through 17 represent the number sequentially assigned by the manufacturer in the production process.



Chevrolet Traverse



1-3: WORLD MAKE/MANUFACTURER IDENTIFIER (WMI)

1: Region of Build	1: United States
2: Manufacturer	G: General Motors
3: Vehicle Brand/Type	N: Chevrolet MPV

4: GVWR/BRAKE SYSTEM/BODY STYLE

GVW (Lbs)/ Brake System	Body Style
Class E: 6,001-7,000	Hyd. K

5-6: CHASSIS/SERIES

Book 17

R	E:	Chevrolet Traverse, LS Base FWD
R	F:	Chevrolet Traverse, LS FWD
R	G:	Chevrolet Traverse, 1LT FWD
R	H:	Chevrolet Traverse, 2LT FWD
R	J:	Chevrolet Traverse, Premier FWD
R	8:	Chevrolet Traverse, FWD (Non-US, Non-Canada)
V	F:	Chevrolet Traverse, LS AWD
V	G:	Chevrolet Traverse, 1LT AWD
V	H:	Chevrolet Traverse, 2LT AWD
V	J:	Chevrolet Traverse, Premier AWD
V	8:	Chevrolet Traverse, AWD (Non-US, Non-Canada)

7: RESTRAINT SYSTEM

E:	AY0 - Active Manual Belts, Airbags-Driver & Passenger-Front (1st row), Front Seat Side (1st row), Roof Side (all seating rows)
K:	AYQ - Active Manual Belts, Airbag - Driver & Passenger - Front (1st row), Front Seat Side (1st Row), Front Inboard Seat Side (1st row), Roof Side (all seating rows)

8: ENGINE TYPE

D:	LLT - ENGINE GAS, 6 CYL, 3.6L, SIDI, V6, ALUM, 60 DEGREES, GM
----	---

9: CHECK DIGIT

0-9, X	- Calculated by POMS
--------	----------------------

10: MODEL YEAR

H:	2017
----	------

11: PLANT LOCATION

When VIN position 1 is "1" (USA):

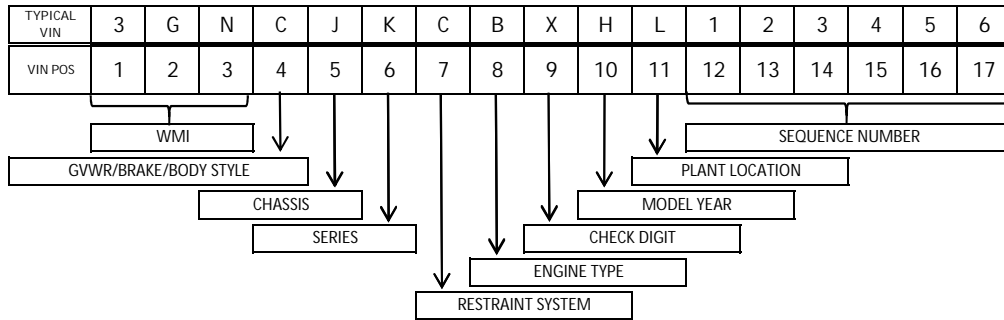
J:	Lansing - Delta Township
----	--------------------------

12-17: SEQUENCE NUMBER

Positions 12 through 17 represent the number sequentially assigned by the manufacturer in the production process.



Chevrolet Trax/Tracker



1-3: WORLD MAKE/MANUFACTURER IDENTIFIER (WMI)

1: Region of Build	Valid Combinations
3: Mexico	3GN
K: South Korea	KL7
2: Manufacturer	
G: General Motors	
L: GM Korea	
3: Vehicle Brand/Type	
N: Chevrolet MPV	
7: Chevrolet MPV (Korea)	

7: RESTRAINT SYSTEM

C: ADL - Active Manual Belts, Airbag-Driver & Passenger-Front (1st row)
E: AYC - Active Manual Belts, Airbags-Driver & Passenger-Front (1st row), Front Seat Side (1st row), Roof Side (all seating rows)
S: AYF - Active Manual Belts, Airbags - Driver & Passenger Front (1st row), Front Seat Side (1st row) & Rear Seat Side (2nd row), Roof Side (all seating rows), Driver & Passenger knee (1st row)

4: GVWR/BRAKE SYSTEM/BODY STYLE

GVW (Lbs)/ Brake System	Body Style
	76
Class C: 4,001-5,000 Hyd.	C

8: ENGINE TYPE

B: LUV - ENGINE GAS, 4 CYL, 1.4L, MFI, DOHC, TURBO, VVT, ALUM, GME E85 MAX
E: 2H0 - ENGINE GAS, 4 CYL, 1.8L, MFI, 103KW, DOHC
Z: LEX - ENGINE GAS, 4 CYL, L4, 1.4L, DI, DOHC, VVT, ALUM, TURBO GEN 1, VAR 1

5-6: CHASSIS/SERIES

Book J

J K:	Chevrolet Trax, LS FWD
J L:	Chevrolet Trax, 1LT FWD
J M:	Chevrolet Trax, Premier FWD
J N:	Chevrolet Trax, LS/FL AWD
J P:	Chevrolet Trax, 1LT AWD
J R:	Chevrolet Trax, Premier AWD
J 7:	Chevrolet Trax, Mexico Only (Non-US, Non-Canada)
J 8:	Chevrolet Tracker, (Non-US, Non-Canada, Non-Mexico)

9: CHECK DIGIT

0-9, X - Calculated by POMS

10: MODEL YEAR

H: 2017

11: PLANT LOCATION

When VIN position 1 is "3" (Mexico):

L: San Luis Potosi

When VIN position 1 is "K" (S. Korea):

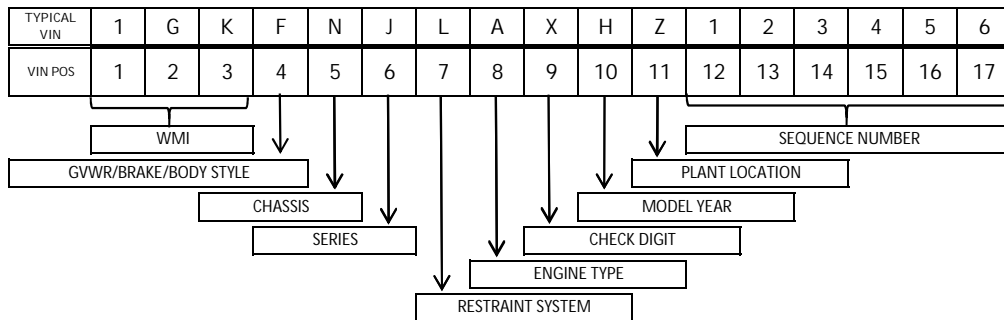
B: Bupyeong

12-17: SEQUENCE NUMBER

Positions 12 through 17 represent the number sequentially assigned by the manufacturer in the production process.



GMC Acadia



1-3: WORLD MAKE/MANUFACTURER IDENTIFIER (WMI)

1: Region of Build	1: United States
2: Manufacturer	G: General Motors
3: Vehicle Brand/Type	K: GMC MPV

4: GVWR/BRAKE SYSTEM/BODY STYLE

GVW (Lbs)/ Brake System	Body Style
	26
Class D: 5,001-6,000 Hyd.	F
Class E: 6001-7000 Hyd.	K

5-6: CHASSIS/SERIES

Book N

N	J:	GMC Acadia, SL (1SV) FWD
N	K:	GMC Acadia, SLE 1 FWD
N	L:	GMC Acadia, SLE 2 FWD
N	M:	GMC Acadia, SLT 1 FWD
N	N:	GMC Acadia, SLT 2 FWD
N	P:	GMC Acadia, Denali FWD
N	R:	GMC Acadia, SLE 1 AWD
N	S:	GMC Acadia, SLE 2 AWD
N	T:	GMC Acadia, All Terrain 1 AWD
N	U:	GMC Acadia, SLT 1 AWD
N	V:	GMC Acadia, All Terrain 2 AWD
N	W:	GMC Acadia, SLT 2 AWD
N	X:	GMC Acadia, Denali AWD
N	8:	GMC Acadia (Non-US, Non-Canada)

7: RESTRAINT SYSTEM

L:	AYY - Active Manual Belts, Airbag - Driver & Passenger - Front (1st row) , Front Seat Side (1st Row), Front Inboard Seat Side (1st row), Roof Side (all seating rows), Driver Knee
----	--

8: ENGINE TYPE

A:	LCV - ENGINE GAS, 4 CYL, 2.5L, L4, SIDI, DOHC, DCVCP, VVT, E85 MAX , E0-E100, ALUM
S:	LGX - ENGINE GAS, 6 CYL, 3.6L, V6, DI, DOHC, VVT, ALUM, GEN 2

9: CHECK DIGIT

0-9, X	- Calculated by POMS
--------	----------------------

10: MODEL YEAR

H:	2017
----	------

11: PLANT LOCATION

When VIN position 1 is "1" (USA):

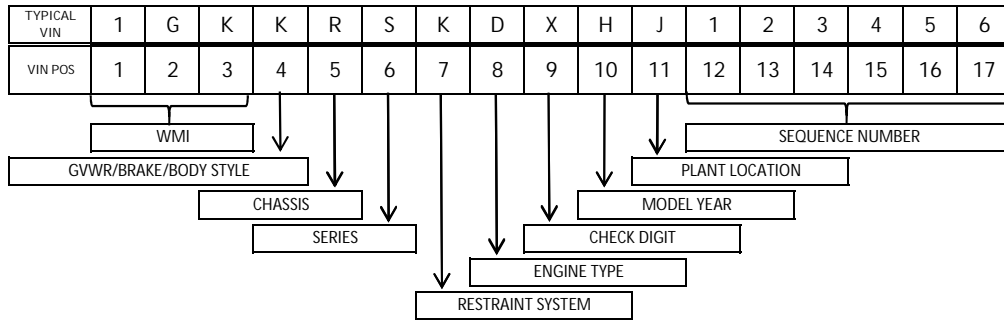
Z:	Springhill
----	------------

12-17: SEQUENCE NUMBER

Positions 12 through 17 represent the number sequentially assigned by the manufacturer in the production process.



GMC Acadia Limited



1-3: WORLD MAKE/MANUFACTURER IDENTIFIER (WMI)

1: Region of Build	1: United States
2: Manufacturer	G: General Motors
3: Vehicle Brand/Type	K: GMC MPV

4: GVWR/BRAKE SYSTEM/BODY STYLE

GVW (Lbs)/ Brake System	Body Style
Class E: 6,001-7,000 Hyd.	26 K

5-6: CHASSIS/SERIES

Book 17

R	S: GMC Acadia Limited, SLT 2 FWD
V	S: GMC Acadia Limited, SLT 2 AWD

7: RESTRAINT SYSTEM

K:	AYQ - Active Manual Belts, Airbag - Driver & Passenger - Front (1st row), Front Seat Side (1st Row), Front Inboard Seat Side (1st row), Roof Side (all seating rows)
----	--

8: ENGINE TYPE

D:	LLT - ENGINE GAS, 6 CYL, 3.6L, SIDI, V6, ALUM, 60 DEGREES, GM
----	---

9: CHECK DIGIT

0-9, X - Calculated by POMS

10: MODEL YEAR

H:	2017
----	------

11: PLANT LOCATION

When VIN position 1 is "1" (USA):

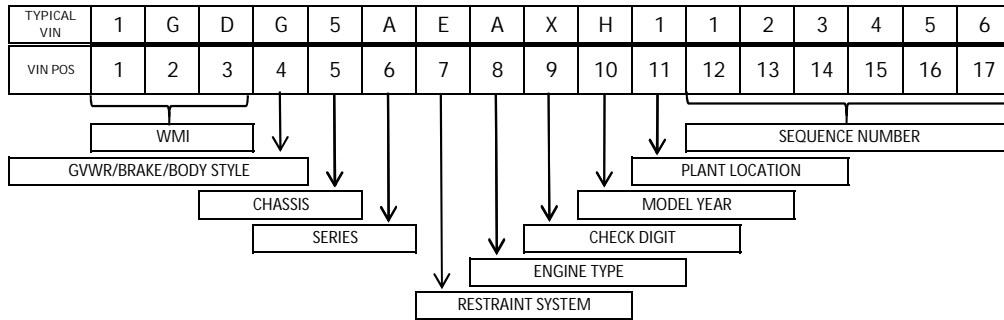
J:	Lansing - Delta Township
----	--------------------------

12-17: SEQUENCE NUMBER

Positions 12 through 17 represent the number sequentially assigned by the manufacturer in the production process.



GMC Canyon



1-3: WORLD MAKE/MANUFACTURER IDENTIFIER (WMI)

1: Region of Build	Valid Combinations
1: United States	1GD
2: Manufacturer	1GT
G: General Motors	
3: Vehicle Brand/Type	
D: GMC Incomplete Truck	
T: GMC Truck	

7: RESTRAINT SYSTEM

E: AY0 - Active Manual Belts, Airbags-Driver & Passenger-Front (1st row), Front Seat Side (1st row), Roof Side (all seating rows)

4: GVWR/BRAKE SYSTEM/BODY STYLE

GVW (Lbs)/ Brake System	Body Style	
	43	53
Class D: 5,001-6,000 Hyd.	G	H
Class E: 6,001-7,000 Hyd.	P	R

8: ENGINE TYPE

A: LCV - ENGINE GAS, 4 CYL, 2.5L, L4, SIDI, DOHC, DCVCP, VVT, E85 MAX, EO-E100, ALUM
N: LGZ - ENGINE GAS, 6CYL, 3.6L, V6, DI, DOHC, VVT, ALUM, VAR2, GEN 2
1: LWN - ENGINE DIESEL, 2.8L, DI, L4, DOHC, TURBO, XLDE

5-6: CHASSIS/SERIES

Book 52

5	A:	GMC Canyon, Base 2WD
5	B:	GMC Canyon, Work Truck 2WD
5	C:	GMC Canyon, SLE 2WD
5	D:	GMC Canyon, SLT 2WD
5	E:	GMC Canyon, Denali 2WD
6	B:	GMC Canyon, Work Truck 4WD
6	C:	GMC Canyon, SLE 4WD
6	D:	GMC Canyon, SLT 4WD
6	E:	GMC Canyon, Denali 4WD

9: CHECK DIGIT

0-9, X - Calculated by POMS

10: MODEL YEAR

H: 2017

11: PLANT LOCATION

When VIN position 1 is "1" (USA):

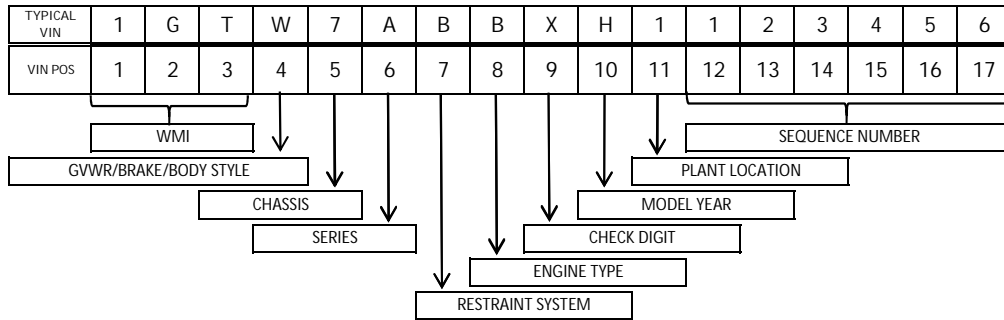
1: Wentzville

12-17: SEQUENCE NUMBER

Positions 12 through 17 represent the number sequentially assigned by the manufacturer in the production process.



GMC Savana



1-3: WORLD MAKE/MANUFACTURER IDENTIFIER (WMI)

1: Region of Build	Valid Combinations
1: United States	1GD
7: United States	1GJ
2: Manufacturer	1GK
G: General Motors	1GT
G: Navistar Inc. (7GZ Only)	1HA (Navistar Only)
H: Navistar Inc.	7GZ (Navistar Only)
3: Vehicle Brand/Type	
D: GMC Incomplete Truck	
J: GMC Bus (Non School Bus)	
K: GMC MPV	
T: GMC Truck	
A: GMC Incomplete Truck (Navistar Only)	
Z: GMC Incomplete Truck (Navistar Only)	

7: RESTRAINT SYSTEM

B: AJ3 - Active Manual Belts, Airbag - Driver only - Front
C: AK5 - Active Manual Belts, Airbag-Driver & Passenger-Front (1st row)
F: (AK5&ASF) - Active Manual Belts, Airbags-Driver & Passenger - Front (1st row), Front Seat Side (1st row), Roof Side (All seating rows for vehicles with 3 or fewer seating rows; 1st, 2nd and 3rd row for vehicles with 4 or more seating rows)
H: (AJ3&ASF) -Active Manual Belts, Airbag - Driver only - Front, Front Seat Side (1st row), Roof Side (All seating rows for vehicles with 3 or fewer seating rows; 1st, 2nd and 3rd row for vehicles with 4 or more seating rows)

4: GVWR/BRAKE SYSTEM/BODY STYLE

GVW (Lbs)/ Brake System	Body Style	
	05/06	03
Class G: 8,001-9,000 Hyd.	W	Y
Class H: 9,001-10,000 Hyd.	Z	0
Class 3: 10,001-14,000 Hyd.		3
Class 4: 14,001-16,000 Hyd.		6

8: ENGINE TYPE

B: LC8 - ENGINE FLEXIBLE FUEL, (CNG/LPG), 8 CYL, V8, 6.0L, SFI
F: *L20 - ENGINE FLEXIBLE FUEL, (GAS/ETHANOL), 8 CYL, 4.8L, SFI IRON, GM
G: L96 - ENGINE FLEXIBLE FUEL, (GAS/ETHANOL), 8 CYL, 6.0L, SFI IRON
1: LWN - ENGINE DIESEL, 2.8L, DI, L4, DOHC, TURBO, XLDE

* Vehicles equipped with the L20 or L96 "FLEXIBLE FUEL" engines are not calibrated to run on 100% Ethanol.

5-6: CHASSIS/SERIES

Book 8

7 A:	GMC Savana 2500 Cargo
7 B:	GMC Savana 2500 Cargo Ext
7 E:	GMC Savana 2500 Passenger LS
7 F:	GMC Savana 2500 Passenger LT
7 G:	GMC Savana 3500 Cargo
7 H:	GMC Savana 3500 Cargo Ext
7 L:	GMC Savana 3500 Passenger LS
7 M:	GMC Savana 3500 Passenger LT
7 N:	GMC Savana 3500 Passenger LS Ext
7 P:	GMC Savana 3500 Passenger LT Ext
7 R:	GMC Savana 3500 Cutaway 139" Wheelbase
7 S:	GMC Savana 3500 Cutaway 159" Wheelbase
7 T:	GMC Savana 3500 Cutaway 177" Wheelbase
7 U:	GMC Savana 4500 Cutaway 159" Wheelbase
7 V:	GMC Savana 4500 Cutaway 177" Wheelbase
7 9:	GMC Savana, (Non-US, Non-Canada)

9: CHECK DIGIT

0-9, X - Calculated by POMS

10: MODEL YEAR

H: 2017

11: PLANT LOCATION

When VIN position 1 is "1" (USA):

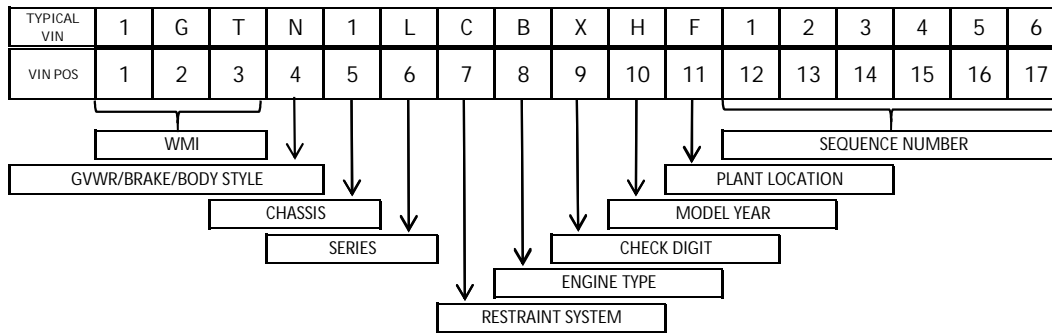
1: Wentzville
N: Springfield

12-17: SEQUENCE NUMBER

Positions 12 through 17 represent the number sequentially assigned by the manufacturer in the production process.



GMC Sierra



1-3: WORLD MAKE/MANUFACTURER IDENTIFIER (WMI)

1: Region of Build	Valid Combinations		
1: United States	1GT	3GT	
3: Mexico	1GD	3GD	
2: Manufacturer	G: General Motors		
3: Vehicle Brand/Type	T: GMC Truck		
	D: GMC Incomplete		

7: RESTRAINT SYSTEM

C:	AK5 - Active Manual Belts, Airbag-Driver & Passenger-Front (1st row)
E:	AY0 - Active Manual Belts, Airbags-Driver & Passenger-Front (1st row), Front Seat Side (1st row), Roof Side (all seating rows)

4: GVWR/BRAKE SYSTEM/BODY STYLE

GVW (Lbs)/ Brake System	Body Style		
	03	43	53
Class E: 6,001-7,000 Hyd.	N	P	R
Class F: 7,001-8,000 Hyd.		U	V
Class H: 9,001-10,000 Hyd.	0	1	2
Class 3: 10,001-14,000 Hyd.	3	4	5

8: ENGINE TYPE

B:	LC8 - ENGINE LPG/CNG, 8 CYL, V8, 6.0L, SFI, GEN 1, GMNA
C:	L83 - ENGINE GAS, 8 CYL, 5.3L, SIDI VVT, AFM, E85 MAX, ALUM, GM
G:	L96 - ENGINE GAS, 8 CYL, 6.0L, SFI, E85 MAX, IRON, GM
H:	LV3 - ENGINE GAS, 6 CYL, 4.3L, GEN 5, SIDI, V6, VVT, OHV, E85 MAX ALUM
J:	L86 - ENGINE GAS, 8 CYL, 6.2L, SIDI VVT, AFM, E85 MAX, ALUM, GM
P:	LV1 - ENGINE GAS, 6 CYL, 4.3L, SIDI, V6, VVT, E85 MAX, IRON
R:	L8B - ENGINE GAS, 8 CYL, 5.3L, V8, BAS 3, ALUM, GEN 5
Y:	L5P - ENGINE DIESEL, 8 CYL, 6.6L, DI, V8, TURBO, DURAMAX, GEN 5 VAR. 1

5-6: CHASSIS/SERIES

Book 6

1	L:	4x2, 1500 GMC Sierra Fleet/Base
1	M:	4x2, 1500 GMC Sierra SLE
1	N:	4x2, 1500 GMC Sierra SLT
1	P:	4x2, 1500 GMC Sierra Denali
1	R:	4x2, 2500 GMC Sierra Fleet/Base
1	S:	4x2, 2500 GMC Sierra SLE
1	T:	4x2, 2500 GMC Sierra SLT
1	U:	4x2, 2500 GMC Sierra Denali
1	V:	4x2, 3500 GMC Sierra Fleet/Base
1	W:	4x2, 3500 GMC Sierra SLE
1	X:	4x2, 3500 GMC Sierra SLT
1	Y:	4x2, 3500 GMC Sierra Denali
1	9:	4x2, GMC Sierra (Non-US, Non-Canada)
2	L:	4x4, 1500 GMC Sierra Fleet/Base
2	M:	4x4, 1500 GMC Sierra SLE
2	N:	4x4, 1500 GMC Sierra SLT
2	P:	4x4, 1500 GMC Sierra Denali
2	R:	4x4, 2500 GMC Sierra Fleet/Base
2	S:	4x4, 2500 GMC Sierra SLE
2	T:	4x4, 2500 GMC Sierra SLT
2	U:	4x4, 2500 GMC Sierra Denali
2	V:	4x4, 3500 GMC Sierra Fleet/Base
2	W:	4x4, 3500 GMC Sierra SLE
2	X:	4x4, 3500 GMC Sierra SLT
2	Y:	4x4, 3500 GMC Sierra Denali
2	9:	4x4, GMC Sierra (Non-US, Non-Canada)

9: CHECK DIGIT

0-9, X	- Calculated by POMS
--------	----------------------

10: MODEL YEAR

H:	2017
----	------

11: PLANT LOCATION

When VIN position 1 is "1" (USA):

F:	Flint
Z:	Fort Wayne

When VIN position 1 is "3" (Mexico):

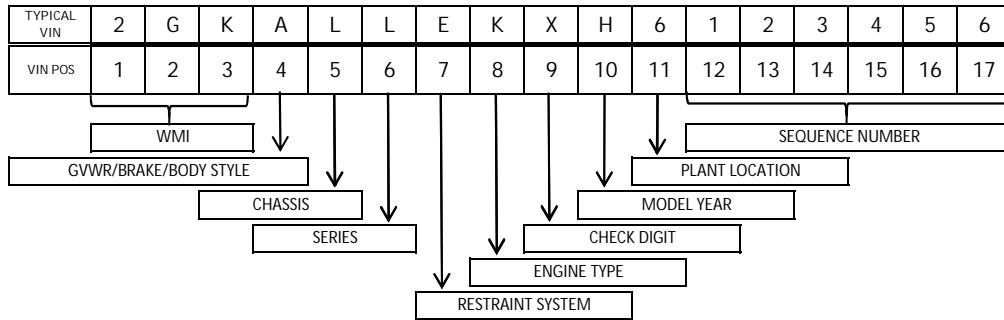
G:	Silao
----	-------

12-17: SEQUENCE NUMBER

Positions 12 through 17	represent the number sequentially assigned by the manufacturer in the production process.
-------------------------	---



GMC Terrain



1-3: WORLD MAKE/MANUFACTURER IDENTIFIER (WMI)

1: Region of Build	2: Canada	3: Manufacturer
G: General Motors	K: GMC MPV	

7: RESTRAINT SYSTEM

E: AY0 - Active Manual Belts, Airbags-Driver & Passenger-Front (1st row), Front Seat Side (1st row), Roof Side (all seating rows)

4: GVWR/BRAKE SYSTEM/BODY STYLE

GVW (Lbs) / Brake System	Body Style
	26
Class C: 4,001-5,000 Hyd.	A
Class D: 5,001-6,000 Hyd.	F

8: ENGINE TYPE

K: LEA - ENGINE GAS, 4 CYL, 2.4L, SIDI, DOHC, E85 MAX, ALUM, GM
3: LFX - ENGINE GAS, 6 CYL, 3.6L, SIDI, DOHC, VVT, E85 MAX, ALUM GM

9: CHECK DIGIT

0-9, X - Calculated by POMS

10: MODEL YEAR

H: 2017

5-6: CHASSIS/SERIES

Book 7L

L	L: GMC Terrain, SL (FWD)
L	M: GMC Terrain, SLE 1 (FWD)
L	N: GMC Terrain, SLE 2 (FWD)
L	P: GMC Terrain, SLT (FWD)
L	R: GMC Terrain, Denali (FWD)
L	S: GMC Terrain, SLE 1 (AWD)
L	T: GMC Terrain, SLE 2 (AWD)
L	U: GMC Terrain, SLT (AWD)
L	V: GMC Terrain, Denali (AWD)
L	8: GMC Terrain, (Non-US, Non-Canada)

11: PLANT LOCATION

When VIN position 1 is "2" (Canada):

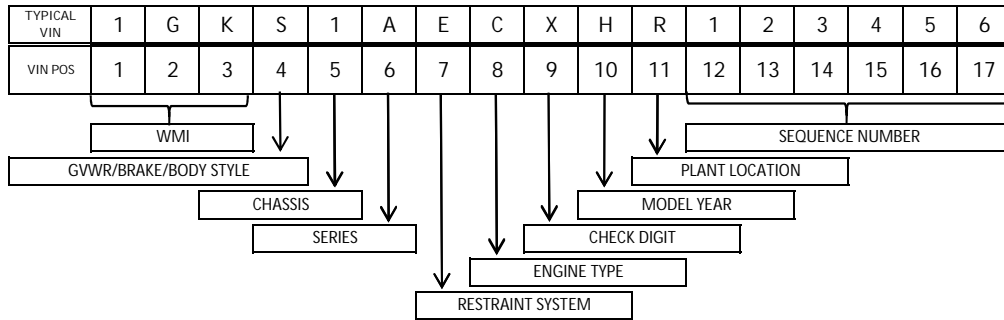
6: CAMI

12-17: SEQUENCE NUMBER

Positions 12 through 17 represent the number sequentially assigned by the manufacturer in the production process.



GMC Yukon



1-3: WORLD MAKE/MANUFACTURER IDENTIFIER (WMI)

1: Region of Build	1: United States
2: Manufacturer	G: General Motors
3: Vehicle Brand/Type	K: GMC MPV

7: RESTRAINT SYSTEM

E:	AY0 - Active Manual Belts, Airbags-Driver & Passenger-Front (1st row), Front Seat Side (1st row), Roof Side (all seating rows)
K:	AYQ - Active Manual Belts, Airbag - Driver & Passenger - Front (1st row), Front Seat Side (1st Row), Front Inboard Seat Side (1st row), Roof Side (all seating rows)

4: GVWR/BRAKE SYSTEM/BODY STYLE

GVW (Lbs)/ Brake System	Body Style
Class F: 7,001-8,000 Hyd.	05/06 S

8: ENGINE TYPE

C:	L83 - ENGINE GAS, 8 CYL, 5.3L, SIDI VVT, AFM, E85 MAX, ALUM, GM
J:	L86 - ENGINE GAS, 8 CYL, 6.2L, SIDI VVT, AFM, E85 MAX, ALUM

5-6: CHASSIS/SERIES

Book 6

1	A:	4x2, GMC Yukon SLE
1	B:	4x2, GMC Yukon SLT
1	C:	4x2, GMC Yukon Denali
1	7:	4x2, GMC Yukon, (Non-US, Non-Canada)
1	F:	4x2, GMC Yukon XL SLE
1	G:	4x2, GMC Yukon XL SLT
1	H:	4x2, GMC Yukon XL Denali
1	8:	4x2, GMC Yukon XL, (Non-US, Non-Canada)
2	A:	4x4, GMC Yukon SLE
2	B:	4x4, GMC Yukon SLT
2	C:	4x4, GMC Yukon Denali
2	7:	4x4, GMC Yukon, (Non-US, Non-Canada)
2	F:	4x4, GMC Yukon XL SLE
2	G:	4x4, GMC Yukon XL SLT
2	H:	4x4, GMC Yukon XL Denali
2	8:	4x4, GMC Yukon XL, (Non-US, Non-Canada)

9: CHECK DIGIT

0-9, X - Calculated by POMS

10: MODEL YEAR

H: 2017

11: PLANT LOCATION

When VIN position 1 is "1" (USA):

R: Arlington

12-17: SEQUENCE NUMBER

Positions 12 through 17 represent the number sequentially assigned by the manufacturer in the production process.